

Zenoro Premium Marine Generator

4045TFM85 Marine Generator Set

55 ekW / 50 HZ 1500 rpm

Model: ZAJDLS0555HESE

DIMENSIONS
 1754 x 820 x 1046 mm



WEIGHT
 dry weight 1100 kg



SOUND REDUCTION
 equal or > than 20 dba at 1 meter
 free field conditions



VIBRATIONS
 low



POWER
 55 ekW 400 V 50 HZ

EMISSION
 IMO exempt

COLOURS
 RAL 9010 or custom

ENCLOSURE
 aluminium modular design

GENERATOR RATINGS PRIME (KVA AT POWER FACTOR 0,8)

Voltage	Phase	Amps	ekW/KVA
400/230	3	144	55/68,75
380/220	3	152	55/68,75
415/240	3	139	55/68,75

JOHN DEERE ENGINE SPECIFICATION

INLINE 4 CYLINDERS, 4 CYCLE-DIESEL

Engine type	4045TFM85
Prime Power	61 kWm
Emission	IMO exempt
Firing order	1-3-4-2
Displacement	4,5 L (275 cu. in.)
Rated engine speed	1500
Bore	106 mm (4,17 in.)
Stroke	127 mm (5,00 in.)
Aspiration	Turbocharged
Combustion	Direct injection
Governor	Electronic
Cooling system	Heat exchanged
Refill capacity	
- Cooling system	14 L (3,7 US GAL)
- Lube oil system	15 L (3,96 US GAL)
Coolant change interval	Up to six years or 6000 hours of operation with John Deere COOL-GARD™ II Premix, COOL-GARD II PG Premix and COOL-GARD II Concentrate.
Oil change interval	375 hours with John Deere "Plus-50 Oils" & use of Low Sulphur fuel <1000 ppm.
Rotation (from flywheel end)	Counter clockwise
Engine crankcase ventilation system	Closed to eliminate engine room contamination

ENGINE ELECTRICAL

Battery voltage	24 volt isolated ground
Battery charging	50 Amps
Battery recommendation	625 CCA

COOLING SYSTEM

Seawater pump	Gear driven impeller type
Max. seawater pump suction lift	3,0 m (10 ft)
Seawater pump flow	78 Lpm (21 US GALpm)
Sea water temp maximum engine in	32 °C
Ambient temperature max.	50 °C

FUEL

Fuel recommended	EN 590 or ASTM D975
Fuel injection system	HPCR
Recommended fuel line inside diameter	5 mm*
*Max. Fuel Inlet Restriction	20 kPa
Total fuel flow	71 L/hr (18,8 US GAL/hr)
Maximum fuel height above	2,4 m
Transfer pump	
Fuel pre-filter	Yard supply min. 30 Micron, recom. 10 micron

OPERATION REQUIREMENTS

AIR REQUIREMENTS

Engine combustion air	4,2 m3/min
Max air intake restriction (dirty)	6,25 kPa
Cooling air flow required for generator set at 50 °C	15,72 m3/min
Exhaust flow	10,51 m3/min
Exhaust temperature max.	482 °C
Maximum Exhaust backpressure	7,5 kPa

FUEL CONSUMPTION

Diesel fuel consumption at % load		
100%	16,6 l/hr	(4,4 US GAL/hr)
75%	12,3 l/hr	(3,3 US GAL/hr)
50%	8,5 l/hr	(2,2 US GAL/hr)
25%	4,9 l/hr	(1,3 US GAL/hr)

All above values at rated speed and power at standard conditions per SAE J1995 unless otherwise noted.

ZENORO STANDARD FEATURES

- Engine and alternator marine white painted
- Single service side (oil filter, fuel filter & air filter)
- Double walled fuel lines
- Steel frame to support engine & alternator
- Approved vibration isolators
- Wet elbow through enclosure 4 inch connection
- Junction box & controller box in one piece, central service connector
- Emergency button
- ABS, BV classification, other classification societies by option

STANDARD ENGINE SAFETY SYSTEM

- Horn for alarm warnings
- Engine oil pressure low warning & shutdown
- Engine coolant temperature high warning & shutdown
- Wet exhaust elbow temperature high warning & shutdown
- Fuel oil leakage from double walled fuel lines warning
- Over speed shutdown
- Belt guard

STANDARD POSITION OF INTERCONNECTIONS, SEE DRAWING

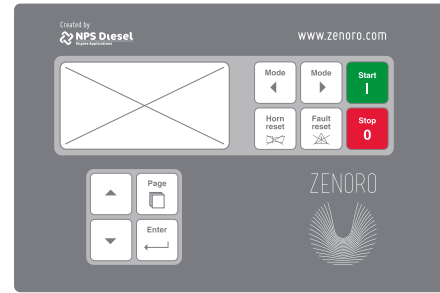
- Fuel connections, fuel inlet/outlet
- Seawater inlet pipe hose connection
- Seawater outlet via wet elbow
- Oil drain
- Opening for AC-load leads
- Opening for battery cables

STANDARD HIGH QUALITY HEAVY DUTY SOUND ENCLOSURE

- High quality modular sound enclosure with aluminium extrusion profiles
- RAL 9010 standard color, 2 layers Powder coating, 70% gloss, minimum total layer thickness 120 micron measured according ISO 2808
- Easily built up & dismantle
- Heavy duty service panels, easy removable
- Non-combustible insulation material according IMO (oil & vapour proof)
- Separate generator & engine compartment

ENGINE CONTROLLER PLATFORM FEATURES

- Provides complete engine & generator protection and control
- Multiple paralleling gen-sets with internal load-sharing controller



DISPLAY / USER INTERFACE

- Graphic 128 × 64 pixels display
- English language
- Buttons with mechanical feedback

ENGINE CONTROL & PARAMETERS

Engine parameters are visualized on display and or Modbus RS 232 as:

- Engine running hours
- Engine status
- Oil pressure
- Coolant temperature
- Rpm
- Engine load in %
- Battery voltage
- Fuel consumption

ENGINE FAULT CODE DESCRIPTIONS AND CODES

- Automatic restart of engine after start failure
- Cooling down function, allowing the then engine to cool down after stop command
- Remote start & stop

HISTORY LOGS

- Event based history
- Reason, Date and Time + all important values are stored
- Battery backed-up RTC

3 PHASE GENERATOR PROTECTIONS

- Circuit breaker (NON motorized)
- Over/Under frequency
- Over/Under voltage
- Current/Voltage asymmetry
- Overcurrent/Overload

TRUE RMS VOLTAGE MEASUREMENT

- 3-phase generator and bus voltages

TRUE RMS CURRENT MEASUREMENTS

- 3 generator phase currents
- CT mounted inside generator

POWER MEASUREMENTS

- Active/Reactive Power and Power Factor per phase
- Genset Active and Reactive Energy counter
- Mains Active and Reactive Energy counter
- Apparent power

PARALLELING FUNCTIONS

- Automatic synchronization and breaker control
- Active Load Sharing
- VAr Sharing

ALTERNATOR SPECIFICATION

Manufacturer	Leroy Somer
Type	LSAM44.3 S2
Electrical output	55 ekW/68,75 KVA
Power factor	0,8
Voltage regulator	AVR 438 +/- 0,5%
Type of regulation	AREP
Temp Rise	115°C
Insulation Class	H
Bearing	Single roller bearing
Coupling	Flexible disc
IP	23
Space heater*	125 W 230/240VAC

*To be connected & switched by yard

ALTERNATOR FEATURES

- Compact & low weight
- Standard 12 wire re-connectable winding, 3-phase brushless, 2/3 pitch windings
- High efficiency
- Short circuit current up to 300% of rated current for 10 seconds
- Permanently greased bearings up to 20.000 h

GENERAL

- Plastic wrap packing
- Manuals supplied in cd rom format with instruction, Operating and Maintenance Manual (in PDF format only)
- Factory Quality Report

OPTIONAL

- Drip pan underneath oil & fuel filter(s)
- Engine coolant level low warning by Murphy gauge
- Engine oil temperature sensor warning & display
- Duplex fuel oil filter switchable
- Dry exhaust
- Engine oil drain with hose & hand pump
- Seawater flow sensor
- Modbus converter for RS 485 protocol
- Circuit breaker (motorized)
- Optional Internet/Ethernet connection for remote monitoring
- Electric cable penetrations with Roxtec
- Siphon break
- Outside muffler & water separator
- PTO (power take off front)
- Other Classification societies as Lloyds, GL-DNV, RINA
- Manuals in hard copy format
- Electrical Zero Soot System

REFERENCE CONDITIONS

- Rated speed and power
- Gross Power guaranteed within +/-5% at SAE J1995 and ISO3046
- J1995 and ISO 1346 conditions:
- 25 °C (77 °F) air inlet temperature
- 99 kPa (29.31 in. Hg) barometric pressure
- 40 °C (104 °F) fuel inlet temperature
- 0,853 fuel specific gravity @ 15 °C (60 °F)

Ambient air temperature is defined to be the temperature of ambient air close to operating vessel that is not influenced at any manner by operating characteristics of the vessel (free field temperature).

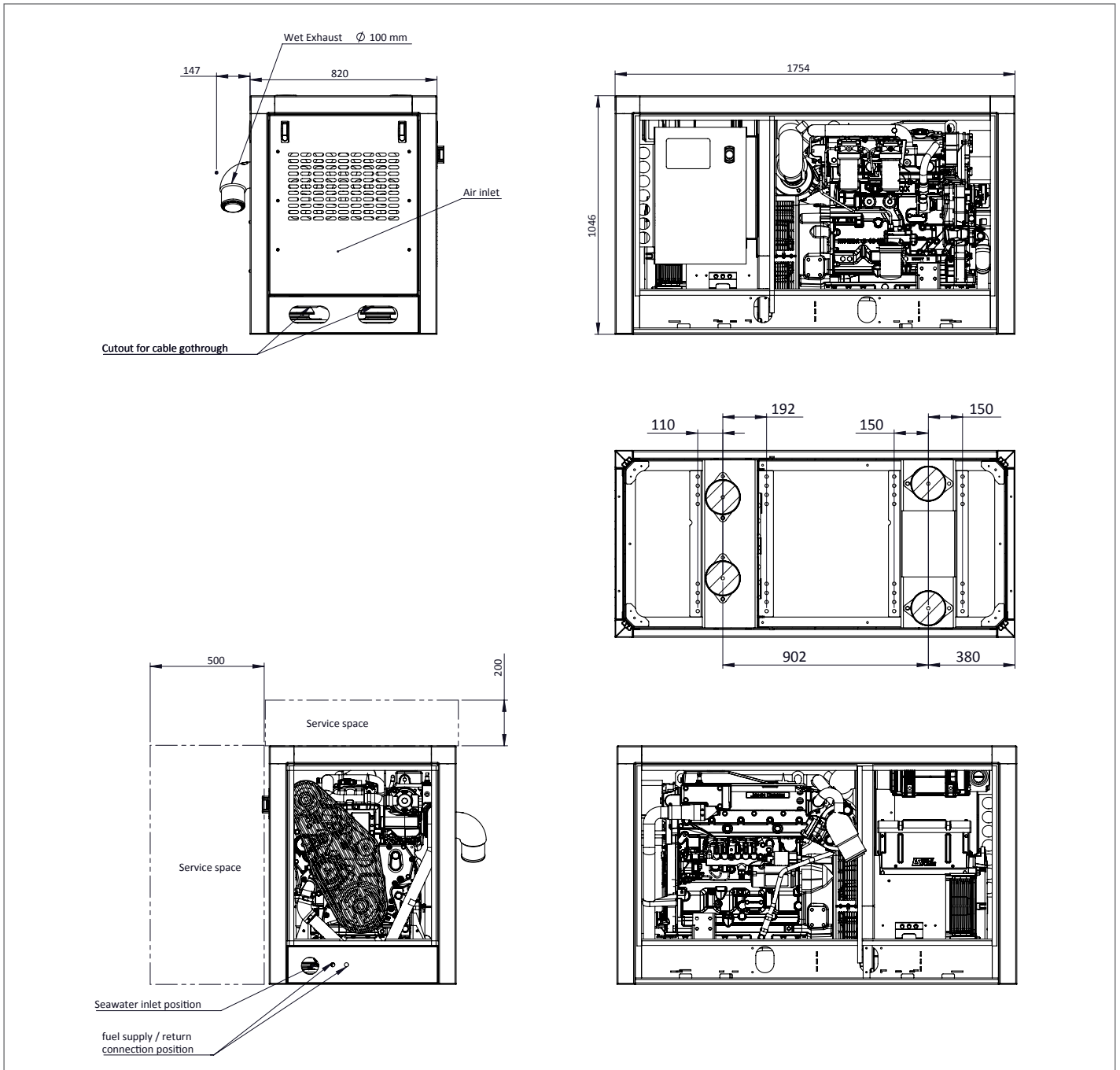
All values from current available data. Subject to manufacturing and measurement variations and to change without notice. Actual performance is subject to application and operation conditions outside of Zenoro control.

RATINGS

Marine Generator: The Marine generator engine rating is the power available under normal varying electrical load factors for an unlimited number of hours per year in commercial applications. This rating incorporates a 10% overload capability, and conforms to ISO 8528 prime power. Average load over a 24-hour period shall not exceed 67% of the prime rating, of which no more than 2 hours are between 100% and 110% of the prime rating.



The marine generator rating is restricted to generator applications only. The criteria used to establish marine generator application ratings are the same used to establish industrial prime power generator application ratings.

DIMENSIONS



NOTE: Generator sets to be installed above waterline. If not consult factory.

This drawing is provided for reference only and is not intended for installation purpose. Contact us either your local distributor for detailed information.



Premium Generators
 for Superyachts